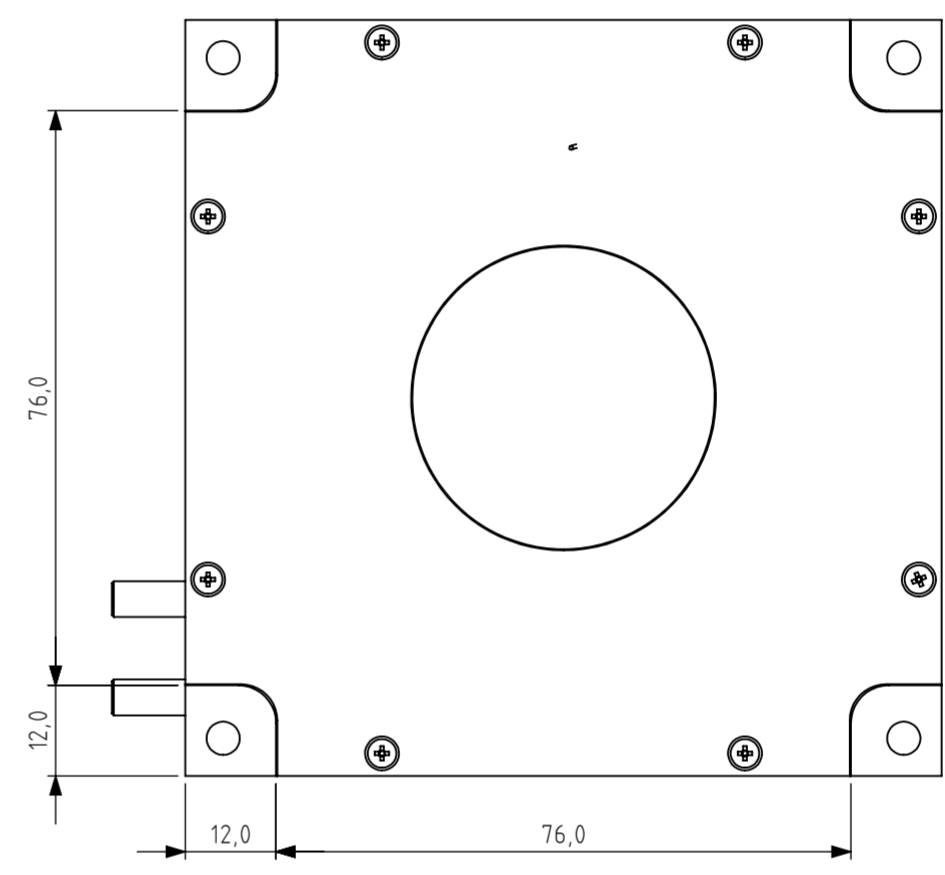
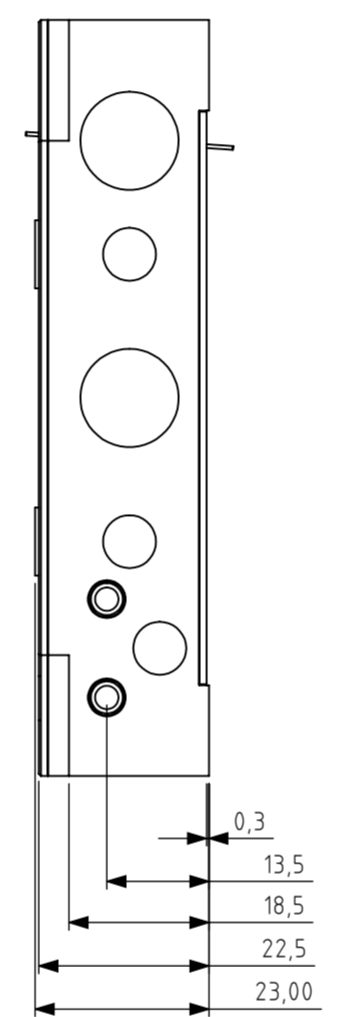
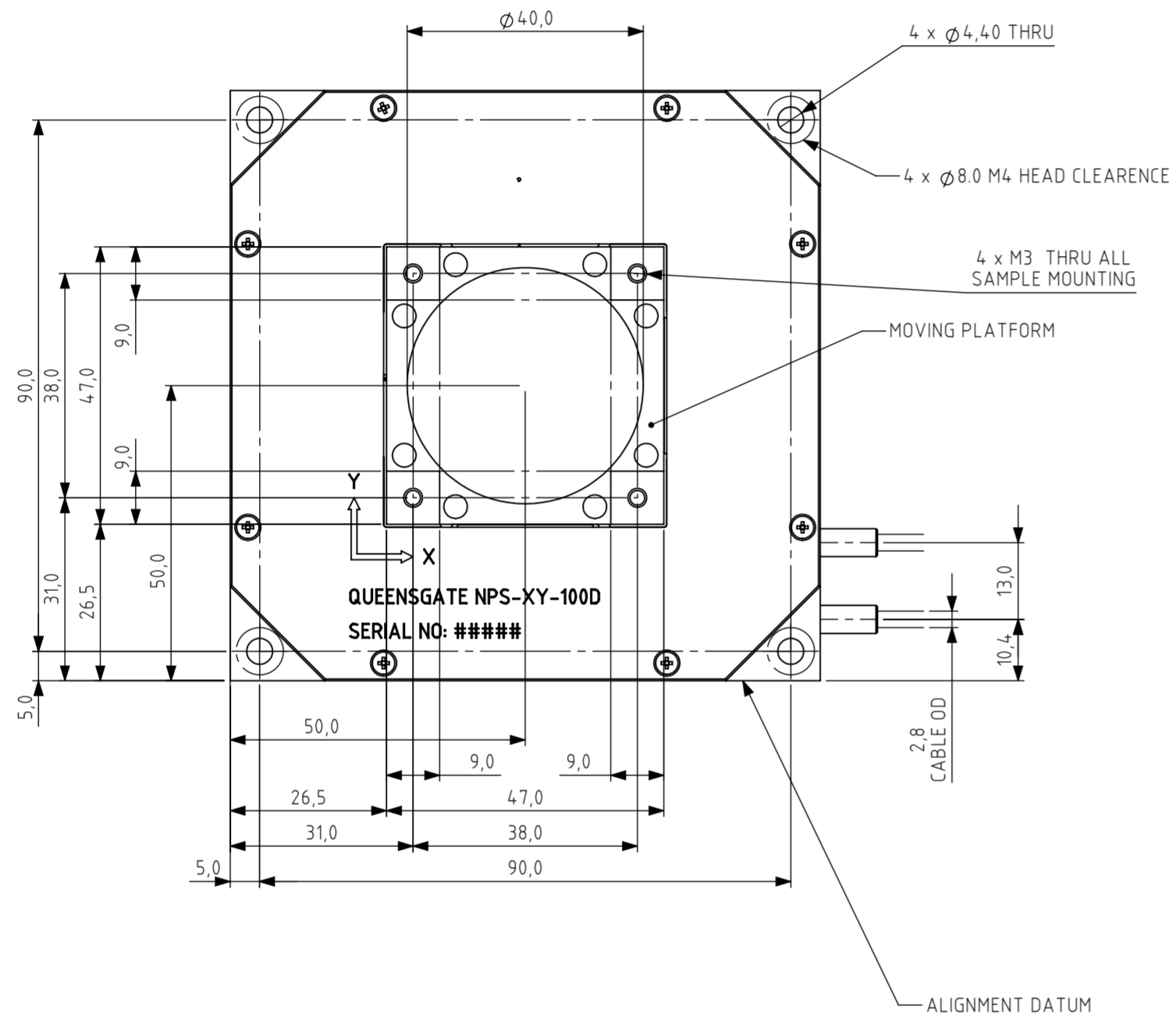


Used on
NPS-XY-100D

DO NOT SCALE DRAWING



NOTES

1. MOUNTING TORQUE
 - M4: 1.5N.m
 - M3: 0.63N.m
2. STAGE INSTALLATION
 - TO ALIGN STAGE CALIBRATED AXIS OF MOTION TO YOUR SETUP THE "ALIGNMENT DATUM" CAN BE USED.
 - HOLD STAGE ALIGNMENT DATUM AGAINST REFERENCE EDGE AND TIGHTEN 4 x M4: 1.5N.m MACHINE SCREWS.
3. IF A FAST TUNING SETTING IS SELECTED OR THE PID SETTING IS ADJUSTED OR A LARGE MASS IS ADDED, IT IS POSSIBLE THAT THE STAGE CAN GO UNSTABLE. PLEASE POWER DOWN OR RETURN SETTING TO A SLOWER SETTING AS SOON AS POSSIBLE TO AVOID CAUSING STAGE DAMAGE. WHERE POSSIBLE LET QUEENSGATE KNOW STAGE LOAD SO THAT TUNING CAN BE OPTIMISED TO GIVE BEST DYNAMIC PERFORMANCE. WHERE THE STAGE HAS NOT BEEN TUNED FOR LARGE LOADS USE SLOW PID MAX LOAD IS 1KG IN Z AXIS.
4. STAGE CABLE LENGTH IS 2m STANDARD, 14mm MAX BEND RADIUS, WITH A 17W2 D TYPE CONNECTOR. DO NOT CUSTOMISE CABLING AS THIS WILL AFFECT STAGE CALIBRATION. CALIBRATION SETTINGS ARE STORED WITHIN STAGE CONNECTORS.
5. THE STAGE HAS 8 TUNING SLOTS, SLOW, MEDIUM, FAST, C1, C2, C3, C4 AND C5. SLOW MEDIUM AND FAST ARE ALWAYS PRE-SET, C1 AND C2 ARE EXTRA FAST SETTINGS C3, C4, C5 ARE CUSTOM SETTINGS THAT CAN BE PROGRAMED. SLOW SETTINGS GIVE BEST RESOLUTION, FASTER SETTINGS GIVE BEST DYNAMIC PERFORMANCE.
6. HANDLE STAGE WITH CLEAN GLOVES, IF CLEANING IS REQUIRED, A LINT FREE CLOTH DAMPED WITH IPA CAN BE USED TO WIPE SURFACE.

1		09/06/2017
A		03/04/2017
ISSUE	ECR No.	NOTE
		DATE

**UNCONTROLLED COPY!
DO NOT PRINT AND STORE!**

COPYRIGHT © 2017 PRIOR SCIENTIFIC - QUEENSGATE ALL RIGHTS RESERVED, NO UNAUTHORISED DUPLICATION OR MANUFACTURE PERMITTED

	GENERAL TOLERANCES UNLESS OTHERWISE STATED: X: ± 0.50mm XX: ± 0.20mm XXX: ± 0.1mm X.XXX: ± 0.05mm ANGULAR ± 0.5°	Drawing no. QG-0213-IN-100001 Title / Description NPS-XY-100D INSTALLATION DRAWING	Issue 1 Date issue created 23-Aug-2017
	Issue created by JC	Approved by LD	Scale 1:1